



IDA Interior Screening System

*from the UK's leading supplier
of aluminium systems*



PIVOT SCREEN

An Appreciation *of Living Space*



SINGLE DOOR

The IDA Interior Screening System features elegant slim lines to create a light and airy interior environment.

With a choice of hinged single and double doors, as well as pivot and sliding options to accompany the stylish fixed glazed screen, this flexible and versatile system provides almost limitless design possibilities.

The system can be designed to divide or delineate both residential and commercial spaces of any shape and size, while at the same time providing an effective acoustic barrier.

Options also extend to include visible or invisible hinges or sliding mechanisms, enabling

the systems to be completely tailored to meet virtually any design style.





INTERIOR SCREEN

◆ *The elegant interior screening system combines privacy with an air of light and space*



INTERIOR SCREEN



SLIDING DOOR



DOUBLE DOOR

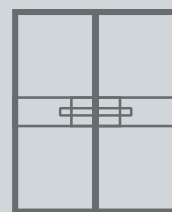
For the perfect and all-important finishing touches, there is also a wide range of accessories, including a choice of classic, modern and industrial handles, all of which may be supplied in a matched, contrasting or complementary colour to the screen and doors.

The elegant system requires only minimal maintenance, with the high quality design providing many years of assured, reliable performance.

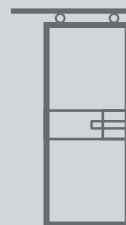
Find your Smart
DESIGN SOLUTION



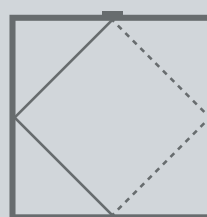
SINGLE DOOR




DOUBLE DOOR



SLIDING DOOR



PIVOT SCREEN



INTERIOR SCREEN

Hinged Doors

Visible width	From 33mm
Visible width transom	40mm
Glazing	8mm, 10mm, 12mm
Adjustable Hinges	Visible or invisible
Door	Single or double
Fixed Wall	Free subdivision
Anti-draught brushes at the bottom	With or without
Colour	Various powder coating colours available with a 25 year guarantee



Door Handles



Universal Handle

Rural L/T Handle




L Handle

Open Handle

HINGED DOOR

PIVOT SCREEN



MODERN RAIL



INDUSTRIAL RAIL

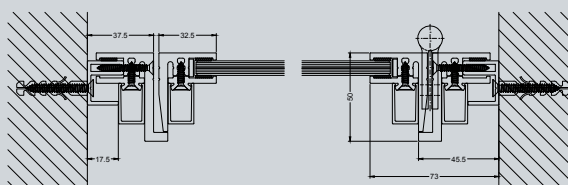
Pivot Screen

Visible width	From 33mm
Maximum width	2m
Glazing	8mm, 10mm, 12mm
Closing System	Standard safe soft close
Anchoring	40mm in the floor
Frame	With or floating
Colour	Various powder coating colours available with a 25 year guarantee

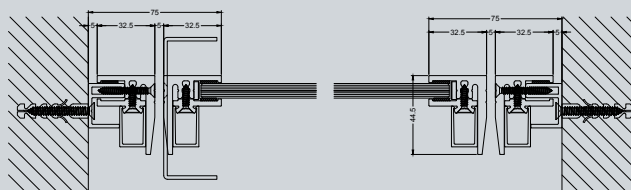
Sliding Doors

Visible width	From 33mm
Maximum width	1.5m
Glazing	8mm, 10mm, 12mm
Closing System	Soft close
Rail	Sleek or Vintage
Frame	With or floating
Colour	Various powder coating colours available with a 25 year guarantee

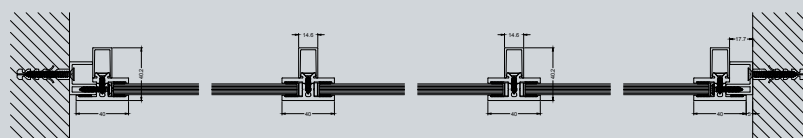
Sections



PIVOT SCREEN



SINGLE / DOUBLE DOOR



INTERIOR SCREEN



BES 668681



FM21582



EMSS54307



OHS571955



ENMS634370

